



FX862SB

LED elevated stopbar
fixture

High intensity
lighting solutions

Compliant to Latest International Standards*

- ▶ ICAO Annex 14. Vol 1
- ▶ FAA AC 150/5345-46†
- ▶ FAA Engineering Brief No.67
- ▶ TP312
- ▶ MOS139
- ▶ IEC 61827
- ▶ EASA
- ▶ Stannag 3316 (NATO)

Applications

CAT I/II/III all weather operation airfield ground
lighting (agl) systems.

* As applicable to the application, compliance with other civil aviation and
military regulations confirmed on request

† Electrical/Mechanical/Environmental characteristics only

☎ UK: +44 (0) 1942 68 5555 | USA: +1 (239) 985-9406

🌐 www.atgairports.com ✉ enquiries@atgairports.com ✉ sales-usa@atgairports.com

FX862SB

Electrical Performance

Main Beam Aperture		Colour	Typical Power Consumption - Watts (VA) @ 6.6A				
Horiz(°)	Vert(°)		Per Beam Watts nominal	Watts	Fitting* PF	Tx Primary** Watts	PF
-24 to +24	1.0 to 10.0	Red	8.33	10	0.995	10	0.972

Fixture Operational Current Range: 2.8 to 6.7A RMS

* as measured at the input leads of the fixture.

** as measured across the primary winding of an appropriately sized isolation transformer with a total fixture and transformer secondary length not exceeding - 1.85m (72").

*** electrical characteristics measured with 45 watt transformer, fitting can operate from transformers up to 210 watts.

Note: Isolating transformer shall be suitably sized to accommodate specific secondary and other applicable losses.

Photometry

Specification

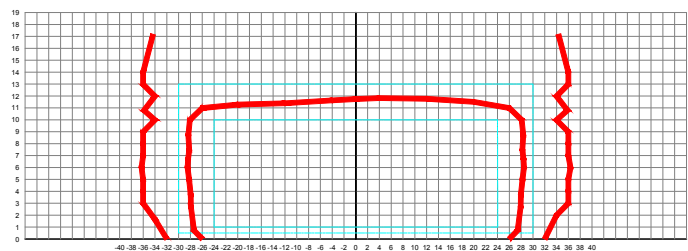
Taxiway Stopbar Straight (wide) FAA L-852S

Colour	Red
Max/Min Intensity Ratio	<3.0
Main rect. average intensity	300 cds
Main rect. minimum intensity	150 cds
Second rect. minimum intensity	30 cds

Typical Measured Values

Colour	Red
Max/Min Intensity Ratio (Ref)	<3.0
Main rect. average intensity	367 cds
Main rect. minimum intensity	190 cds
Second rect. minimum intensity	44 cds

Intensity Chart - Elevated Stopbar Luminaire - Red



FX862SB

LED Elevated stopbar
High intensity lighting solutions



Features

Low energy consumption compared with the tungsten halogen equivalent.

Greatly reduced maintenance: Estimated lamp life of 75,000 hours at 6.6A.

Operates on the full range of 2.8A to 6.6A on either 3 or 5 step IGBT, ferroresonant or thyristor CCRs that are designed in compliance with IEC or FAA requirements. Fully dimmable lights, replicating the response curve of traditional halogen lights.

Omnidirectional beam for circular guidance is available for bidirectional runway Edge fixture

No need to replace the CCRs, series transformers, or cables. Full compatibility with existing airfield lighting series circuits. Installation on same mounting device as most conventional lights, for a straightforward replacement.

Monitoring function of the individual light source. In case of a defect, the LED light automatically disconnects from the secondary side of the isolation transformer, resulting in an open circuit condition.

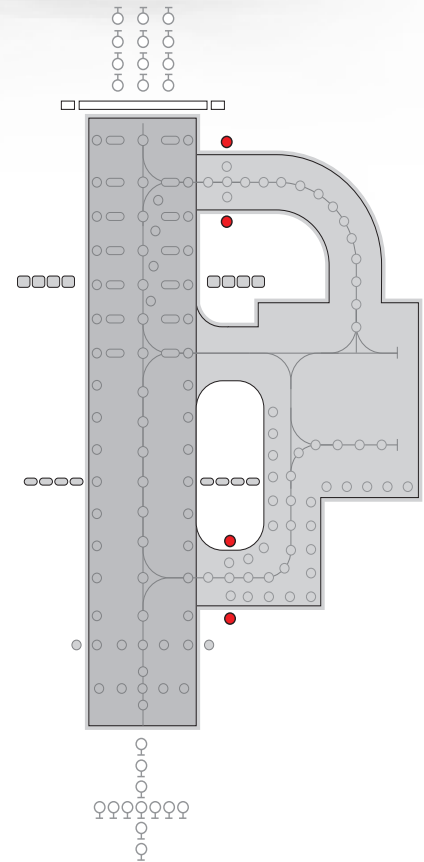
Low operating temperature, ensuring longer component life.

FAA L-823 connector

Sealed cable entry to main assembly interface preventing insect and water ingress.

powder coating, aviation yellow colour

Integral surge protection



Environmental Conditions

► Ambient Temperature -55 °C to +55°C (-67 °F to +131°F)

► Storage Temperature -55°C to +70°C (-67 °F to +158°F)

► Atmospheric Altitude up to 10,000 feet (3000m)

► Relative Humidity 0-100% (sealed unit)

Standards	
EMC protection	Immunity IEC 61000-4 Emission IEC 61000-2
Ingress protection class dust/liquids	IP67 (IEC69598-1)
Vibration resistance	IEC60068-2-6

☎ UK: +44 (0) 1942 68 5555 | USA: +1 (239) 985-9406

🌐 www.atgairports.com ✉ enquiries@atgairports.com ✉ sales-usa@atgairports.com

FX862SB

FX862SB

LED Elevated stopbar
High intensity lighting solutions



Ordering Codes: (FX) (862SB) (1) (0) (R) (N) (4) (1)

Application
FX862SBA Stopbar

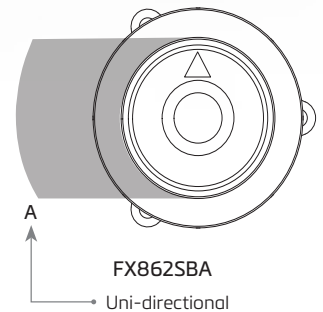
Beam Type
A Side
1 = Straight / Axial
.....
Beam Type
B Side
0 = Blank

Colour
A Side
R = Red
.....
B Side
N = Not applicable

Specification
Refer to front cover

Connections
1 = 1 x Bi-pin plug

Beam Options



.....

Additional optional features are
available upon request

📞 UK: +44 (0) 1942 68 5555 | USA: +1 (239) 985-9406

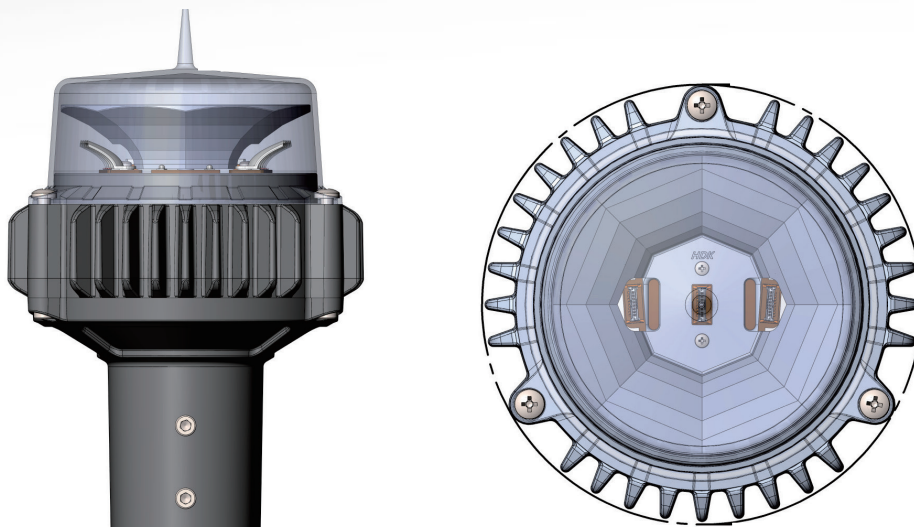
🌐 www.atgairports.com ✉ enquiries@atgairports.com ✉ sales-usa@atgairports.com

FX862SB

FX862SB

LED Elevated stopbar
High intensity lighting solutions

Dimensions



Packaging

- ▶ Net weight 3.0Kg
- ▶ Gross weight 3.3 (boxed)
- ▶ Box 350mm (L) x 218mm (W) x 216mm (H)



Head Office:

atg airports ltd

Lowton Business Park | Newton Road

Lowton St. Mary's | Warrington

WA3 2AP | United Kingdom

atg airports reserve the right to change technical data and details at any point in time. Errors may have occurred



☎ UK: +44 (0) 1942 68 5555 | USA: +1 (239) 985-9406

🌐 www.atgairports.com ✉ enquiries@atgairports.com ✉ sales-usa@atgairports.com

FX862SB