



FX862ED

Runway threshold
and runway end
Elevated LED fixture
High intensity
lighting solutions

Compliant to Latest International Standards*

- ▶ ICAO Annex 14. Vol 1
- ▶ FAA AC 150/5345-46
- ▶ FAA Engineering Brief No.67
- ▶ IEC 61827
- ▶ EASA
- ▶ Stannag 3316 (NATO)

Applications

CAT I/II/III all weather operation airfield ground
lighting (agl) systems.

* As applicable to the application, compliance with other civil aviation and
military regulations confirmed on request

† Electrical/Mechanical/Environmental characteristics only

FX862ED LED Elevated Threshold and Runway End High intensity lighting solutions



Electrical Performance

Main Beam Aperture		Colour	Typical Power Consumption - Watts (VA) @ 6.6A					
Horiz(°)	Vert(°)		Per Beam Watts nominal	Fitting*		Tx Primary**		
				Watts (VA)	PF	Watts (VA)	PF	
-2 to +9	1 to 7	Green	39	59.3 (59.6)	0.99	77.4 (77.7)	0.99	
-2 to +9	0.25 to 4.75	Red	7.5	30.9 (31.0)	0.99	48.7 (49.6)	0.98	

Fixture Operational Current Range: 2.8 to 6.7A RMS

* as measured at the input leads of the fixture.

** as measured across the primary winding of an appropriately sized isolation transformer with a total fixture and transformer secondary length not exceeding 1.85m (72").

*** electrical characteristics measured with 45 watt transformer, fitting can operate from transformers up to 210 watts.

Note: so sizing transformer should be suitably sized to accommodate specific secondary and other applicable losses.

Photometry

Specification

threshold / runway end ICAO Fig. A2-3, Fig. A2-8

Specification

Colour	Green
Max/Min Intensity ratio	<3.0
Main ellipse average intensity	10000cdfs
Main ellipse minimum intensity	5000cdfs
Second ellipse minimum intensity	1000cdfs
Third ellipse minimum intensity	500cdfs

Typical Measured Values

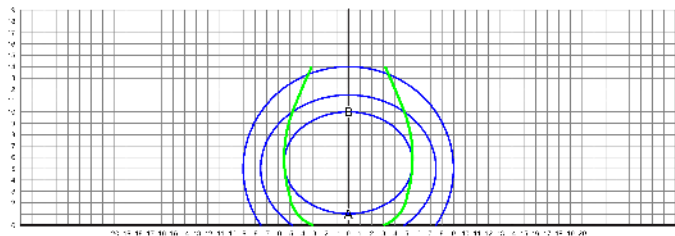
Colour	Green
Max/Min Intensity ratio	1.91
Main ellipse average intensity	10824cdfs
Main ellipse maximum intensity	10436cdfs
Main ellipse minimum intensity	4628cdfs
Second ellipse minimum intensity	2035cdfs
Third ellipse minimum intensity	1514cdfs

Colour	Red
Max/Min Intensity ratio	<3.0
Main ellipse average intensity	2500cdfs
Main ellipse minimum intensity	1250cdfs
Second ellipse minimum intensity	250cdfs
Third ellipse minimum intensity	125cdfs

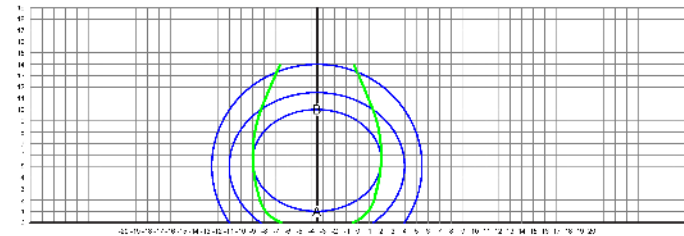
Typical Measured Values

Colour	Red
Max/Min Intensity ratio	2.3
Main ellipse average intensity	2556cdfs
Main ellipse minimum intensity	1855cdfs
Second ellipse minimum intensity	1124cdfs
Third ellipse minimum intensity	767cdfs

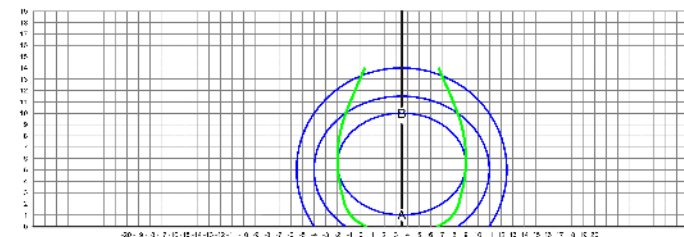
Intensity Chart - Elevated Threshold runway end - Green



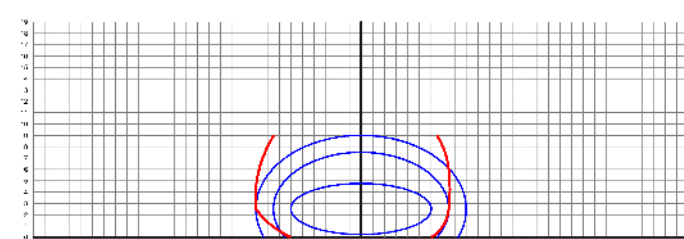
Intensity Chart - Elevated threshold runway end toe-in left - Green



Intensity Chart - Elevated threshold runway end toe-in right - Green



Intensity Chart - Elevated threshold runway end - Red



UK: +44 (0) 1942 68 5555 | USA: +1 (239) 985-9406

FX862ED

www.atgairports.com | enquiries@atgairports.com | sales-usa@atgairports.com

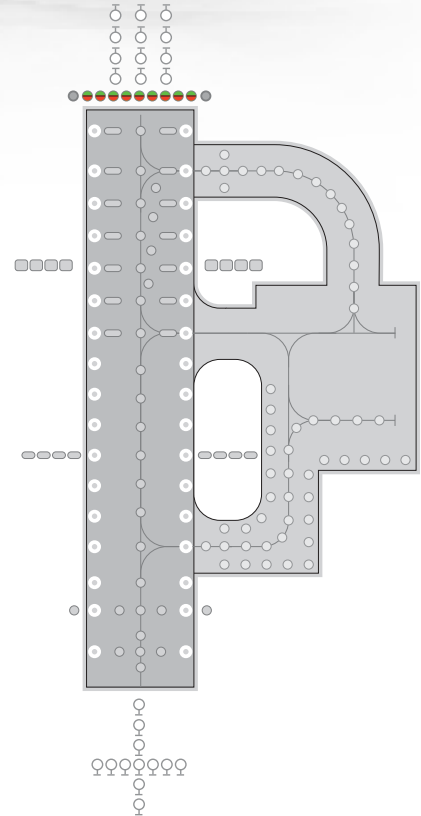
FX862ED

LED Elevated Threshold and Runway End
High intensity lighting solutions



Features

- Low energy consumption compared with the tungsten halogen equivalent.
- Greatly reduced maintenance: Estimated lamp life of 75,000 hours at 6.6A.
- Operates on the full range of 2.8A to 6.6A on either 3 or 5 step IGBT, ferroresonant or thyristor CCRs that are designed in compliance with IEC or FAA requirements. Fully dimmable lights, replicating the response curve of traditional halogen lights.
- Omnidirectional beam for circular guidance is available for bidirectional runway Edge fixture
- No need to replace the CCRs, series transformers, or cables. Full compatibility with existing airfield lighting series circuits. Installation on same mounting device as most conventional lights, for a straightforward replacement.
- Monitoring function of the individual light source. In case of a defect, the LED light automatically disconnects from the secondary side of the isolation transformer, resulting in an open circuit condition.
- Low operating temperature, ensuring longer component life.
- FAA L-823 connector
- Sealed cable entry to main assembly interface preventing insect and water ingress.
- powder coating, aviation yellow colour
- Integral surge protection



Environmental Conditions

- ▶ Ambient Temperature -55 °C to +55°C (-67 °F to +131°F)
- ▶ Storage Temperature -55°C to +70°C (-67 °F to +158°F)
- ▶ Atmospheric Altitude up to 10,000 feet (3000m)
- ▶ Relative Humidity 0-100% (sealed unit)

Standards	
EMC protection	Immunity IEC 61000-4 Emission IEC 61000-2
Ingress protection class dust/liquids	IP67 (IEC69598-1)
Vibration resistance	IEC60068-2-6

UK: +44 (0) 1942 68 5555 | USA: +1 (239) 985-9406

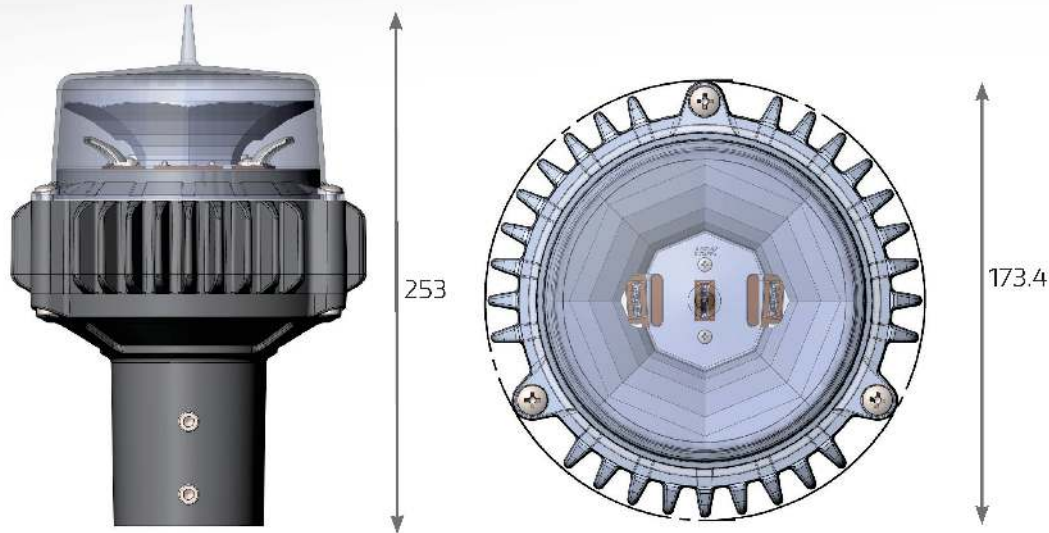
www.atgairports.com | enquiries@atgairports.com | sales-usa@atgairports.com

FX862ED

FX862ED

LED Elevated Threshold and Runway End
High intensity lighting solutions

Dimensions



Packaging

- ▶ Net weight 3.0Kg
- ▶ Gross weight 3.3 (boxed)
- ▶ Box 350mm (L) x 218mm (W) x 216mm (H)



Head Office:

atg airports ltd

Lowton Business Park | Newton Road

Lowton St. Mary's | Warrington

WA3 2AP | United Kingdom

atg airports reserve the right to change technical data and details at any point in time. Errors may have occurred



UK: +44 (0) 1942 68 5555 | USA: +1 (239) 985-9406

www.atgairports.com enquiries@atgairports.com sales-usa@atgairports.com

FX862ED