



FX862CW

Runway Edge
Elevated LED fixture
High intensity
lighting solutions

Compliant to Latest International Standards*

- ▶ ICAO Annex 14. Vol 1
- ▶ FAA AC 150/5345-46[†]
- ▶ FAA Engineering Brief No.67
- ▶ TP312
- ▶ MOS139
- ▶ IEC 61827
- ▶ EASA
- ▶ Stannag 3316 (NATO)

Applications

CAT I/II/III all weather operation airfield ground lighting (agl) systems.

* As applicable to the application, compliance with other civil aviation and military regulations confirmed on request

[†] Electrical/Mechanical/Environmental characteristics only

FX862CW LED Elevated Runway Edge High intensity lighting solutions



Electrical Performance

Main Beam Aperture		Colour	Typical Power Consumption - Watts (VA) @ 6.6A				
Horiz(°)	Vert(°)		Per Beam Watts nominal	Fitting* Watts (VA)	PF	Tx Primary** Watts (VA)	PF
-1 to +10	0 to 7	WHT/WHT	39.7/39.7	119 (119.6)	0.99	154.8 (155.8)	0.99
-1 to +10	0 to 7	WHT/YEL	39.7/16.2	88.3 (88.7)	0.99	123.9 (125.4)	0.98
-1 to +10	0 to 7	WHT/RED	39.7/12.5	85.7 (86.0)	0.99	120.8 (122.7)	0.98
-1 to +10	0 to 7	YEL/RED	16.2/12.5	55.0 (55.1)	0.99	89.9 (92.1)	0.98

Fixture Operational Current Range: 2.8 to 6.7A RMS

* as measured at the input leads of the fixture.

** as measured across the primary winding of an appropriately sized isolation transformer with a total fixture and transformer secondary length not exceeding - 1.85m (72").

*** electrical characteristics measured with 45 watt transformer, fitting can operate from transformers up to 100 watts.

Note: Isolating transformer shall be suitably sized to accommodate specific secondary and other applicable losses.

Photometry

Specification ICAO Fig A2-10

Colour	White
Max/Min Intensity ratio	<3.0
Main ellipse average intensity	10000cnds
Main ellipse minimum intensity	5000cnds
Second ellipse minimum intensity	1000cnds
Third ellipse minimum intensity	500cnds

Typical Measured Values

Colour	White
Max/Min Intensity ratio	2.43
Main ellipse average intensity	10938cnds
Main ellipse minimum intensity	6358cnds
Second ellipse minimum intensity	3432cnds
Third ellipse minimum intensity	1793cnds

Specification

Colour	Yellow
Max/Min Intensity ratio	<3.0
Main ellipse minimum intensity	4000cnds
Second ellipse minimum intensity	400cnds
Third ellipse minimum intensity	200cnds

Typical Measured Values

Colour	Yellow
Max/Min Intensity ratio	2.57
Main ellipse average intensity	5160cnds
Main ellipse minimum intensity	2741cnds
Second ellipse minimum intensity	1378cnds
Third ellipse minimum intensity	880cnds

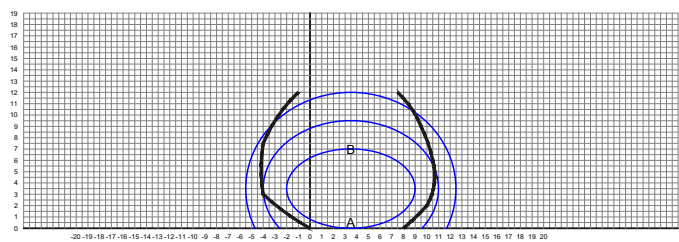
Specification

Colour	Red
Max/Min Intensity ratio	<3.0
Main ellipse average intensity	1500cnds
Main ellipse minimum intensity	750cnds
Second ellipse minimum intensity	150cnds
Third ellipse minimum intensity	75cnds

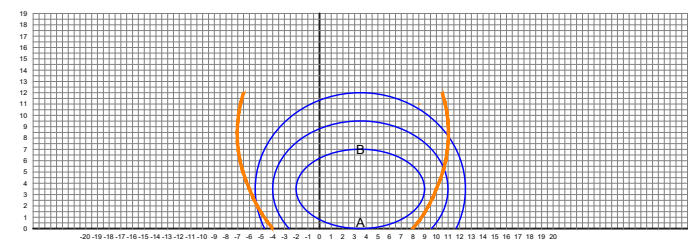
Typical Measured Values

Colour	Red
Max/Min Intensity ratio	2.27
Main ellipse average intensity	2122cnds
Main ellipse minimum intensity	1285cnds
Second ellipse minimum intensity	764cnds
Third ellipse minimum intensity	465cnds

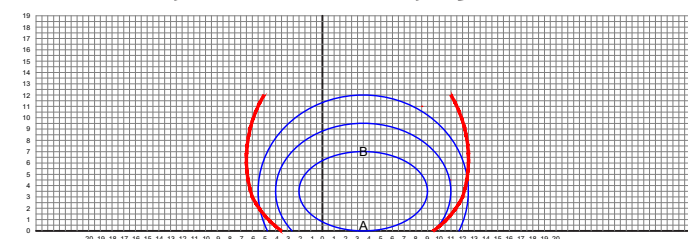
Intensity Chart - Elevated Runway Edge Luminaire - White



Intensity Chart - Elevated Runway Edge Luminaire - Yellow



Intensity Chart - Elevated Runway Edge Luminaire - Red



UK: +44 (0) 1942 68 5555 | USA: +1 (239) 985-9406

FX862CW

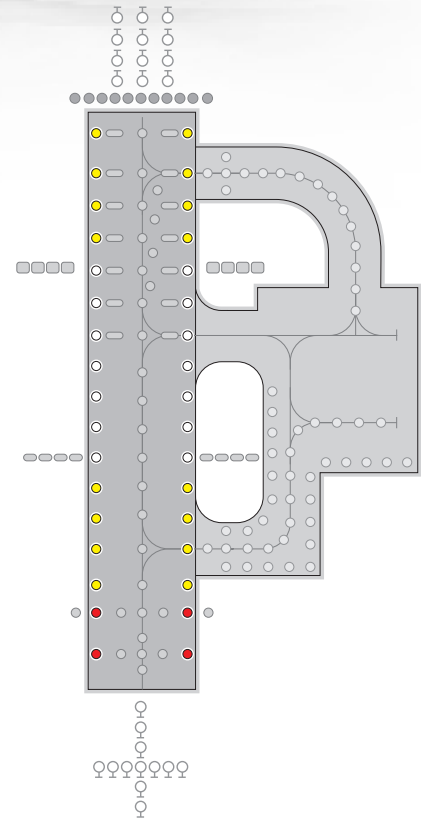
www.atgairports.com | enquiries@atgairports.com | sales-usa@atgairports.com

FX862CW LED Elevated Runway Edge High intensity lighting solutions



Features

- Low energy consumption compared with the tungsten halogen equivalent.
- Greatly reduced maintenance: Estimated lamp life of 75,000 hours at 6.6A.
- Operates on the full range of 2.8A to 6.6A on either 3 or 5 step IGBT, ferroresonant or thyristor CCRs that are designed in compliance with IEC or FAA requirements. Fully dimmable lights, replicating the response curve of traditional halogen lights.
- Omnidirectional beam for circular guidance is available for bidirectional runway Edge fixture
- No need to replace the CCRs, series transformers, or cables. Full compatibility with existing airfield lighting series circuits. Installation on same mounting device as most conventional lights, for a straightforward replacement.
- Monitoring function of the individual light source. In case of a defect, the LED light automatically disconnects from the secondary side of the isolation transformer, resulting in an open circuit condition.
- Low operating temperature, ensuring longer component life.
- FAA L-823 connector
- Sealed cable entry to main assembly interface preventing insect and water ingress.
- powder coating, aviation yellow colour
- Integral surge protection



Environmental Conditions

- ▶ Ambient Temperature -55 °C to +55°C (-67 °F to +131°F)
- ▶ Atmospheric Altitude up to 10,000 feet (3000m)
- ▶ Storage Temperature -55°C to +70°C (-67 °F to +158°F)
- ▶ Relative Humidity 0-100% (sealed unit)

Standards	
EMC protection	Immunity IEC 61000-4 Emission IEC 61000-2
Ingress protection class dust/liquids	IP67 (IEC69598-1)
Vibration resistance	IEC60068-2-6

FX862CW Elevated Runway Edge High intensity lighting solutions



Ordering Codes: FX 862CW 0 0 0 0 0 4 0

Application
L-862CW (L) Runway Edge

Beam Type
A Side
 3 = Toe in right*
 0 = Blank

B Side
 2 = Toe in left*
 0 = Blank

Colour
A Side
 W = White R = Red
 Y = Yellow O = Blank

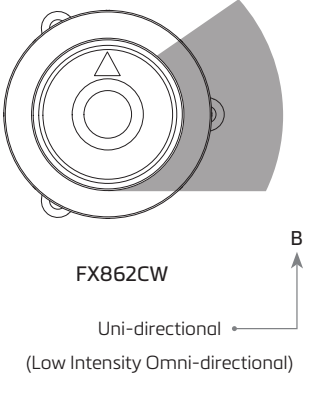
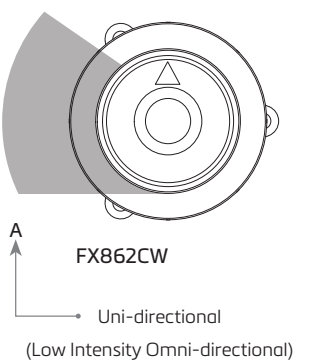
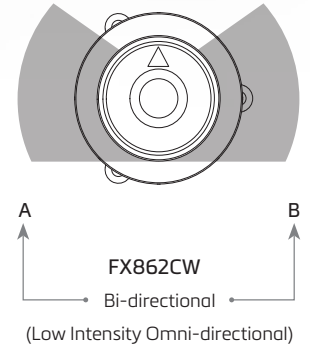
B Side
 W = White R = Red
 Y = Yellow O = Blank

Omni Directional Component
 0 = No omni directional optic
 7 = Omni directional optic fitted

Specification
 Refer to front cover

Connections
 1 = 1 x Bi-pin plug
 2 = 2 x Bi-pin plug

Beam Options



Additional optional features are available upon request

*** Note**
 This product has 4.5° angle of toe and is suitable for runway width of 60Mts

UK: +44 (0) 1942 68 5555 | USA: +1 (239) 985-9406

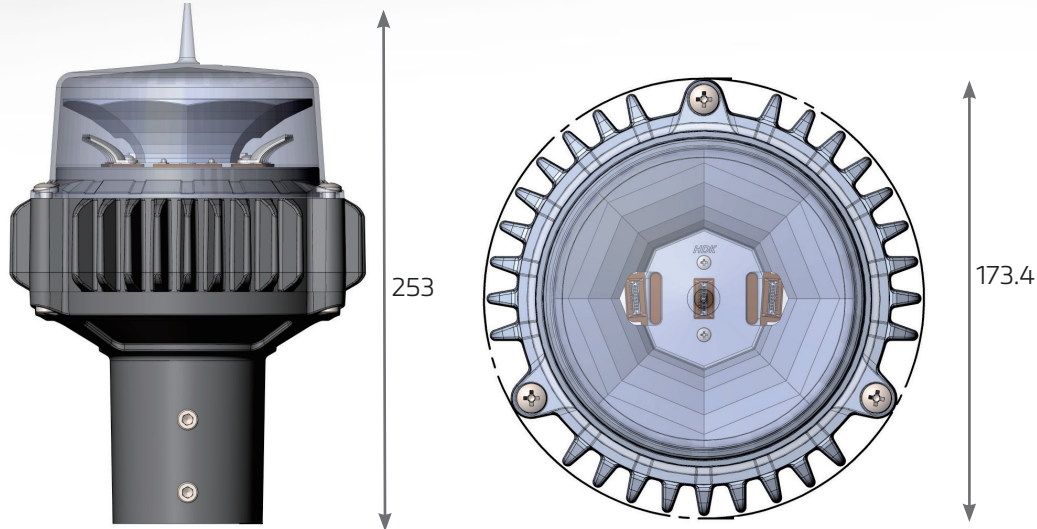
FX862CW

www.atgairports.com enquiries@atgairports.com sales-usa@atgairports.com

FX862CW Elevated Runway Edge

High intensity lighting solutions

Dimensions



Packaging

- ▶ Net weight 3.0Kg
- ▶ Gross weight 3.3 (boxed)
- ▶ Box 350mm (L) x 218mm (W) x 216mm (H)



Head Office:

atg airports ltd

Lowton Business Park | Newton Road

Lowton St. Mary's | Warrington

WA3 2AP | United Kingdom

atg airports reserve the right to change technical data and details at any point in time. Errors may have occurred



UK: +44 (0) 1942 68 5555 | USA: +1 (239) 985-9406

www.atgairports.com enquiries@atgairports.com sales-usa@atgairports.com

FX862CW