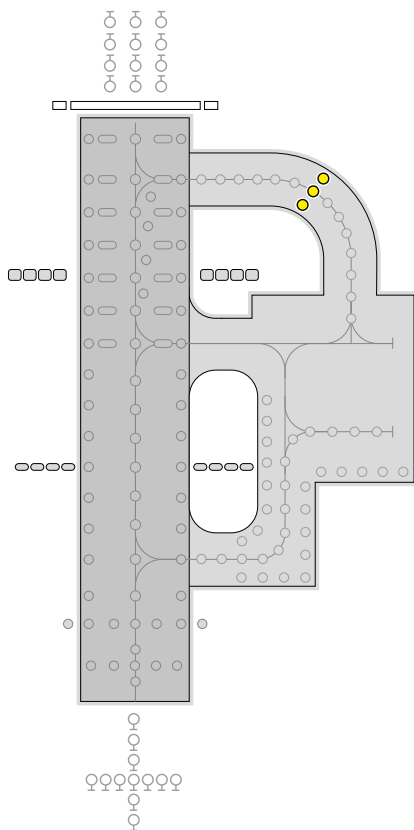


LED technology



IR852SK

IRIS LED 8" Stopbar
intensity lighting solutions,
curved section



Applications

CAT III all weather operation
airfield ground lighting (agl)
systems.

Certified to Latest International Standards*

- ▶ ICAO Annex 14
- ▶ FAA AC150 5345 46†
- ▶ FAA Engineering Brief 67†
- ▶ IEC61827
- ▶ MAA (Military Aviation Authority)

* As applicable to the application, compliance with other
civil aviation and military regulations confirmed on request

† Electrical/Mechanical/Environmental characteristics only

📞 UK: +44 (0) 1942 68 5555 | USA: 001 (239) 985-9406

🌐 www.atgairports.com ✉ products@atgairports.com ✉ sales-usa@atgairports.com

IRIS LED AGL
L-852SK

IR852SK IRIS LED 8" Stopbar intensity lighting solutions, curved section



Electrical Performance

Main Beam Aperture		Colour	Typical Power Consumption - Watts (VA) @ 6.6A				
Horiz(°)	Vert(°)		Per Beam Watts	Fitting* Watts (VA)	PF	Tx Primary** Watts (VA)	PF
-3.5 to +35	1 to 10	RED/RED	6.36/6.36	31.22 (31.29)	0.997	41.64 (42.11)	0.989
-3.5 to +35	1 to 10	RED/BLK	6.36/-	18.28 (18.35)	0.995	28.85 (29.69)	0.972

* as measured at the input leads of the fixture.

** as measured across the primary winding of an appropriately sized isolation transformer with a total fixture and transformer secondary length not exceeding - 1.85m (72").

Note: Isolating transformer shall be suitably sized to accommodate specific secondary and other applicable losses.

Environmental Conditions

- ▶ Ambient Temperature -55 °C to +55°C (-67 °F to +131°F)
- ▶ Storage Temperature -55°C to +55°C (-67 °F to +131°F)

- ▶ Ingress Protection IP67

Photometry

Specification

Stopbar - Curved Beam

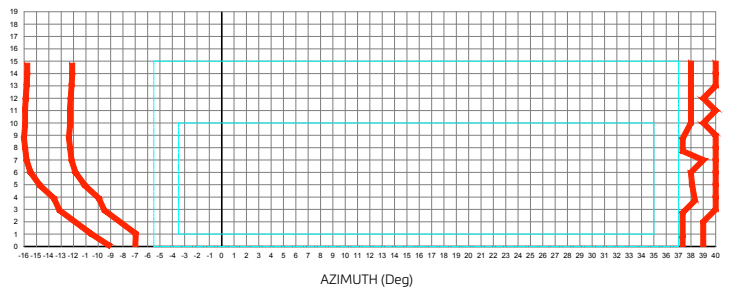
Colour	Red
Max/Min Intensity Ratio	<3.0
Main rect. average intensity	100 cds
Main rect. minimum intensity	50 cds
Second rect. minimum intensity	10 cds

Typical Measured Values

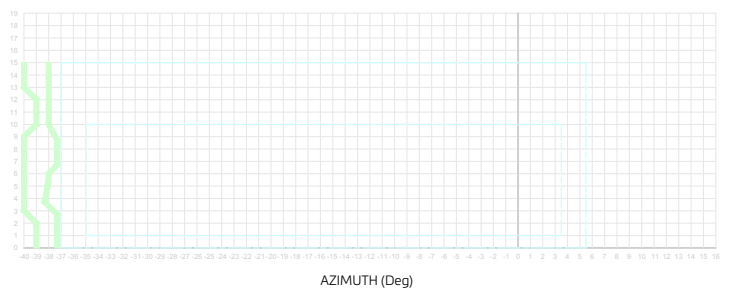
Stopbar - Curved Beam

Colour	Red
Max/Min Intensity Ratio	2.89
Main rect. average intensity	131 cds
Main rect. maximum intensity (A)	182 cds
Main rect. minimum intensity (B)	63 cds
Second rect. minimum intensity	45 cds

Intensity Chart - IRIS Stopbar (Curved-left) Red



Intensity Chart - IRIS Stopbar (Curved-right) Red



UK: +44 (0) 1942 68 5555 | USA: 001 (239) 985-9406

www.atgairports.com | products@atgairports.com | sales-usa@atgairports.com

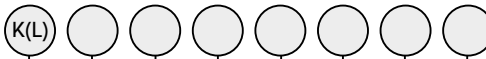
IRIS LED AGL
L-852SK

IR852SK IRIS LED 8" Stopbar intensity lighting solutions, curved section



Ordering Codes

IR852S



Application
L-852K(L)

Beam Type
A Side
 4 = Curve left
 5 = Curve right
 6 = Blank

B Side
 4 = Curve left
 5 = Curve right
 6 = Blank

Colour
A Side
 R = Red
 B = Blank

B Side
 R = Red
 B = Blank

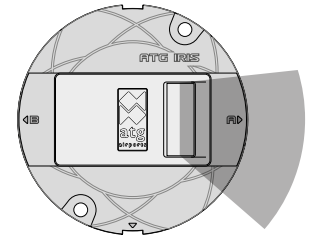
Specification
 1 = FAA
 2 = ICAO

Connections
 1 = 1 Plug Bi Pin
 2 = 2 Plug Bi Pin

Open Circuit (Fail Open) Feature
 0 = No Open Circuit
 1 = Open Circuit

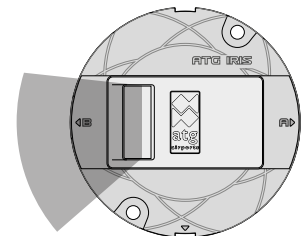
Additional optional features are available upon request

Beam Options



IR850SK(L)

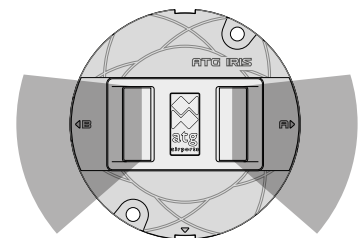
Uni-Directional



B

IR850SK(L)

Uni-Directional



B

IR850SK(L)

Bi-Directional

A

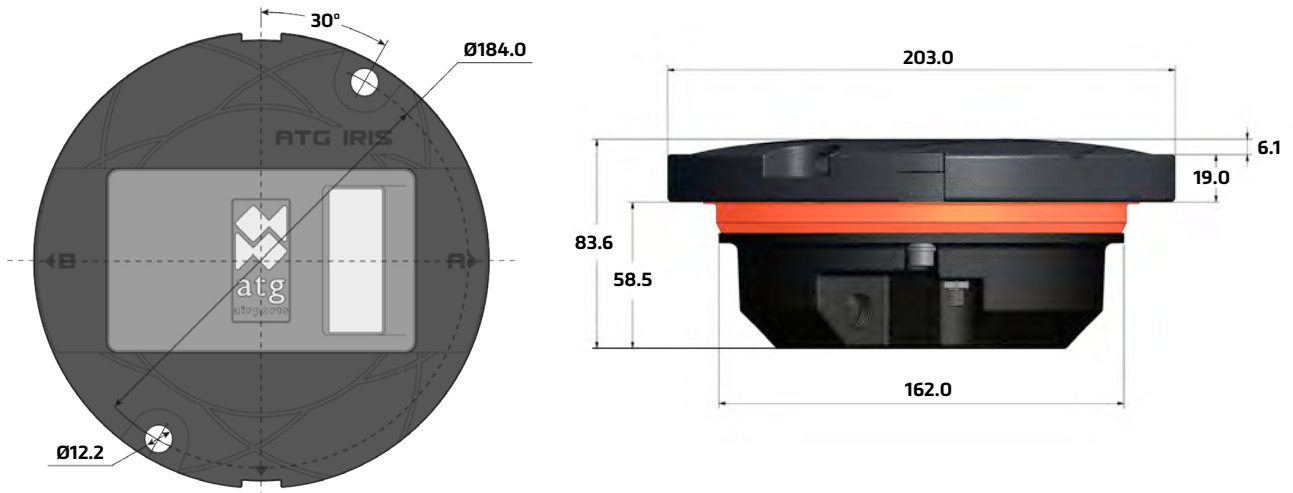
UK: +44 (0) 1942 68 5555 | USA: 001 (239) 985-9406

www.atgairports.com products@atgairports.com sales-usa@atgairports.com

IRIS LED AGL
L-852SK

IR852SK IRIS LED 8" Stopbar intensity lighting solutions, curved section

Dimensions



Packaging

- ▶ Net weight 3.12Kg
- ▶ Gross weight 3.52 (boxed)
- ▶ Box 260mm (L) x 260mm (W) x 175mm (H)

*Dimensions are nominal

Consultants specification and installation information for the Iris range is available by request. Contact marketing@atgairports for further details.



atg airports ltd
Lowton Business Park | Newton Road
Lowton St. Mary's | Warrington
WA3 2AP | United Kingdom

atg airports inc
7857 Drew Circle #11
Fort Myers | Florida 33967
USA



UK: +44 (0) 1942 68 5555 | USA: 001 (239) 985-9406

www.atgairports.com | products@atgairports.com | sales-usa@atgairports.com

IRIS LED AGL
L-852SK