



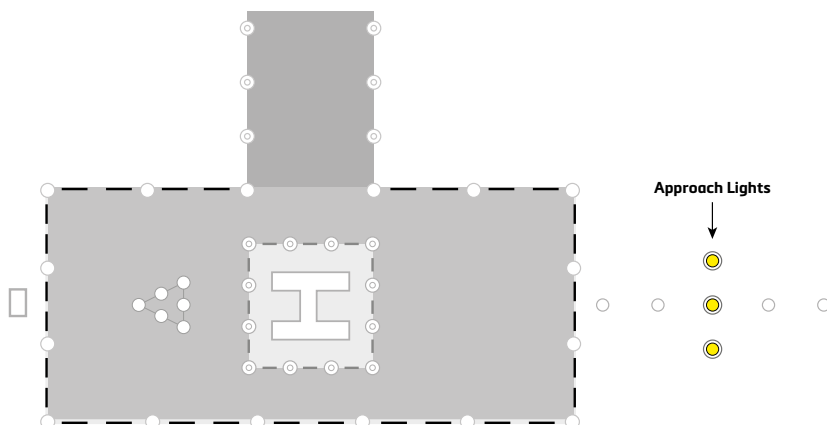
Heliport & Helipad Lighting

Approach Steady

Application

- ▶ An approach lighting system should be provided at a heliport where it is desirable and practicable to indicate a preferred approach direction.
- ▶ The approach lighting system shall be located in a straight line along the preferred direction of approach.
- ▶ An approach lighting system should consist of a row of three lights spaced uniformly at 30 m intervals and of a crossbar 18m in length at a distance of 90 m from

the perimeter of the FATO. The lights forming the crossbar should be as nearly as practicable in a horizontal straight line at right angles to, and bisected by, the line of the centre line lights and spaced at 4.5 m intervals. Where there is the need to make the final approach course more conspicuous, additional lights spaced uniformly at 30m intervals should be added beyond the crossbar. The lights beyond the crossbar may be steady or sequenced flashing, depending upon the environment.



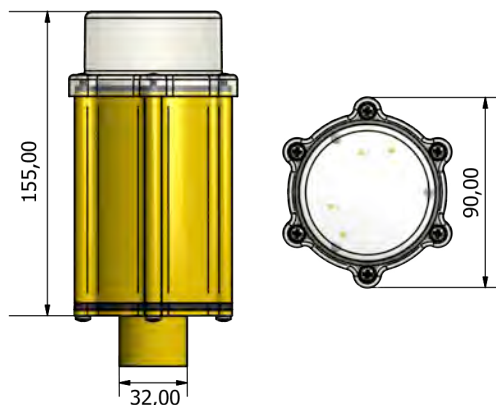
Heliport Series | Approach Steady



Technical Data

Body material	Powder coated aluminium
Body colour	Yellow aviation (RAL 1004)
Total power	20W
Power supply	110v-240v AC
Horizontal dispersion	360 degrees
Dispenser	Transparent polycarbonate
LEDs power	2,5W

Dimensions



Compliant with latest International standards

- ▶ ICAO Aerodromes, Annex 14 Aerodrome Design and Operations
- ▶ DIRECTIVE 2002/95/EC:2003 Restriction of the use of certain hazardous substances in electrical and electronic equipment (RoHS)

Light source characteristics

- ▶ Light intensity > 350 cd (10%, 30% and 100%)
- ▶ High power OSRAM LEDs
- ▶ Specially designed lenses
- ▶ Period of use of LEDs is minimum 50000 hours
- ▶ Light color: White - according to CIE Chromaticity Boundary

Technical characteristics

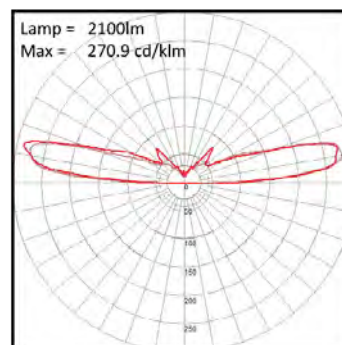
- ▶ The casing is made out of aluminum painted in electrostatic field
- ▶ The dispenser is made of transparent polycarbonate, UV protected
- ▶ The degree of protection IP66
- ▶ The fitting is bolted on any flat surface with a frangible coupling
- ▶ Nominal operating temperature from -40 to +50 °C

Electrical characteristics

- ▶ Standard power supply from DCR
- ▶ Power cable length 2 m
- ▶ Electrical insulation resistance is 1

Photometrics

Horizontal Beam



atg airports ltd
 Lowton Business Park | Newton Road
 Lowton St. Mary's | Warrington
 WA3 2AP | United Kingdom

atg airports inc
 7857 Drew Circle #11
 Fort Myers | Florida 33967
 USA



UK: +44 (0) 1942 68 5555 | USA: 001 (239) 985-9406

www.atgairports.com | products@atgairports.com | sales-usa@atgairports.com

Heliport Lighting
 Approach
 Steady